

High Performance Fittings & Valves

Available Poly-Pipe Fitting Sizes 1/2", 3/4", 1", 1 1/4"
Available Valve Sizes 1", 1 1/4", 1 1/2", 2"



Coupling



Male Elbow



Male Adaptor



Male-Female Strain Relief Union



Female Adaptor



Male-Poly Quick Disconnect Union



Standard Tee



Female-Poly Quick Disconnect Union




Female Tee



Poly-Poly Quick Disconnect Union



Standard Elbow



Foot Valve



Female Elbow



Check Valve

HANFLO™ The Right Choice



- No heating of pipe required
- Corrosion and rust proof
- No screwdrivers required
- No O-Ring
- No crimping
- No solvent cement required
- Non-toxic / Non-metallic
- One piece fitting - nothing to lose
- High quality glass fibre reinforced nylon for strength
- Will not pull apart

ANSI/NSF 61
QUALITY ASSURED

HANFLO™ fittings are certified by CSA for potable water under ANSI/NSF 61



HIGH PERFORMANCE FITTINGS

Hansen Products (NZ) Limited (North America)
Email: info@hanflo.com

www.hanflo.com

HANFLO™

No More Rusty Clamps



ANSI/NSF 61
QUALITY ASSURED

HANFLO 01/4 1207

The answer to the American polyethylene pipe market. Hanflo fittings are specifically engineered, tagged and color coded to fit SIDR 19/15 (80/100PSI) in tan, SIDR 9/11.5 (125/160 PSI) in blue, and SIDR 7 (200 PSI) in grey.

HANFLO™

POLY-PIPE FITTINGS

Take the Hassle Out of Connecting Pipe

The long awaited solution from HANFLO™ is the answer to all your poly-pipe connecting needs. The fast-fit connection method makes HANFLO™ fittings a breeze to use. With quality approvals that ensure a strong, reliable, leak free connection, you can rest assured that HANFLO™ fittings are the right choice for your application. No screwdrivers, nut drivers, heating or awkward clamps required!

CUT PIPE



Cut the PE pipe (polyethylene pipe) square with pipe cutters, knife or saw to the required length.

PUSH ON FITTING



Push the HANFLO™ fitting into the pipe, up to the housing of the white circlip.

WIND ON NUT



Wind the nut onto the pipe by hand until tight.

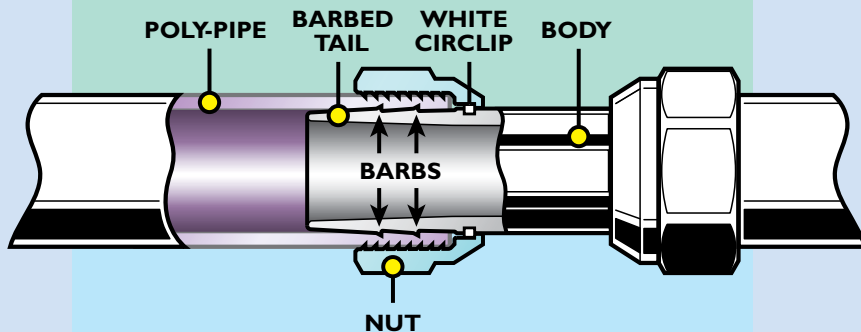
TIGHTEN



Tighten nut with wrench until nut is fully engaged.

How HANFLO™ Fittings Work

- 1 The NUT is pulled back onto the BODY of the HANFLO™ fitting. The BARBED TAIL insert of the fitting is then pushed all the way into the POLY-PIPE, up to the housing of the WHITE CIRCLIP.



- 2 The NUT is then wound back over the top of the POLY-PIPE until it comes to a positive stop against the WHITE CIRCLIP.


- 3 The NUT forces the pipe down onto the barbed tail creating a permanent vice-like grip & high pressure seal.

Common Applications Include

- Well Water Systems
- Lake Water Systems
- Agriculture
- Irrigation
- Sewage & Effluent
- Pressure Systems
- Farm
- Sprinkler Systems
- Green Houses
- Horticulture

A Fitting to Suit Your Application

To ensure a perfect seal every time, choose the correct coloured nut to suit your application



Blue Coloured Nut Connects to SIDR 9/11.5 (125/160 PSI)



Tan Coloured Nut Connects to SIDR 19/15 (80/100PSI)



Grey Coloured Nut Connects to SIDR 7 (200 PSI)

For more info visit our website
www.hanflo.com